

Rules and Sport Regulations of the ISB International Shooting Association



Regulations for International Defence- Shooting Sports IVS

Version: 2.1 (international)

Authorized by the President of the ISB on 01.06.2023

1. General information:

1.1.

The specifications of each discipline are stated In the Shooting Rules of each shooting category.

The "International Shooting Regulations" "ISchO" of the ISB are to be consulted for all activities and competitions.

The ISB regulates in these sport regulations the realization of the IVS (International Defence Shooting).

1.2.

This type of shooting is basically dynamic shooting with a practical reality reference, primarily for those groups of people who are allowed to carry a firearm for professional or other reasons.

1.3.

In contrast to traditional sport shooting, such as IPSC, where the achievement of a high factor, which consists of points and time, and tactical action is not evaluated, in defensive shooting, the safety of action must also be taken into account. The question whether shooting is allowed or not according to the respective current legal regulations is in the foreground. The decision to use firearms may only therefore be justified. Unjustified firing at target media without prior and clear target identification is unacceptable and not permitted. Therefore, a hit on a non-justified target media is subject to a very strict penalty point assessment.

1.4.

As a matter of principle, personified 2D targets and/or 3D figures with a weapon and an explicit attack posture are used as the "threatening target medium" or "offender". The distance does not play a role here.

1.5.

If the offender is "only" armed with a cutting or stabbing weapon, he may only be shot at if he is in an attack position and at close range (max. 3m). If such a perpetrator is further than 3m away and is not moving towards you, this target medium may not be fired upon.

1.6.

Armed target media that can be clearly assigned to a national organization (Police, military, customs, etc.) may also not be shot.

1.7.

Personal firearms may be presented only after a situation of threat has been recognized, unless otherwise requested.

1.8.

Weapon manipulations, in particular forced and / or tactical magazine changes or the repair of weapon malfunctions must always be carried out under cover. If no cover is available in the immediate area (radius of 2m), at least a target reduction (crouching) must be carried out. This is especially true for malfunction clearances that go beyond a rapid forced magazine change. Such a rapid magazine change may also be performed while standing.

1.9.

Magazines with ammunition must never be left behind, e.g., during a tactical magazine change, where a used magazine is replaced by a full one.

1.10.

When firing at multiple targets, at different distances, always start with the closest target.

1.11.

When shooting from any cover, the best possible use must be made of it. The body may only be exposed to the extent that the own weapon can be used without any problems. The muzzle must not be "dipped" into or beyond the cover.

1.12.

If several targets have to be fired at from one cover, always start with the outermost one.

1.13.

Every target is considered to be penetrable. Therefore, always pay attention to what is behind the target.

1.14.

When changing position to the front, with the weapon drawn, the muzzle either points to the target medium, or is lowered at least 45° in the direction of the same. The trigger finger is always long and the weapon is locked.

1.15.

Before changing position with the gun drawn to the rear, the shooter must be in the "SUL" ready position with the firearm. Only then may the shooter turn around and perform a change of position. The trigger finger is long, the weapon is secured and the muzzle is pointing at an acute angle to the ground.

1.16.

The release from the target medium to the rear is always carried out in the standby position "SUL" and as described below:

Step 1: Two-handed weapons stance, standing or kneeling,

Step 2: Firing the shot,

Step 3: Assumption of the standby position "SUL" (finger and muzzle discipline!),

Step 4: Turning the body away from the target medium,

Step 5: Change position to the rear (walk or quick step sequence),

Step 6: remain standing, body turn back to the target medium,

Step 7: return to the required impact mode,

Step 8: firing;

1.17.

When firing at the target medium, the principle "hit BEFORE speed" always applies. Misses against targets according 1.4 and 1.5 will not be tolerated and will be assessed 10 penalty points per miss. Missed shots against symbol targets will not result in any penalty points unless the station description states otherwise.

1.18.

If the target medium is a personalized target, the justified shooting is awarded 20 points (regardless of the number of hits). However, the required number of shots on the target medium must be made known to the shooter before the start.

1.19.

Each non-threatening target medium that is hit and therefore not to be shot at is penalized with 50 penalty points. This also includes target media that were not directly and intentionally shot at. E.g.: a "bystander" or "hostage" behind a perpetrator who is hit in reality by the perpetrator's fire (penetrating target). Or e.g., by the shooting of a perpetrator with an explosive device (hand grenade), who is in a room together with other "bystanders". In the latter case, there are then 50 penalty points per "uninvolved" target located in the room.

1.20.

If the target medium is a symbol target (geometric figures, etc.), the full projectile diameter must be in the target area to be considered a hit. A "scratched" hit is therefore considered a miss.

1.21.

For each procedure error, 5 penalty points will be imposed in the evaluation. A sequence error occurs when a given sequence is changed independently by the shooter.

Here is an incomplete list of possible examples:

- The target media are fired at in the wrong order.
or
- Firing the target media with a different number of shots than specified.
or
- The incorrect use of cover when firing.
or
- The shooter chooses a different method of firing than specified.
or
- Leaving a magazine with ammunition behind.
or
- Leaving cover with a weapon not ready to fire (unless otherwise specified).
- Further procedure errors according to station description

1.22. Evaluation

Basically, 2 kind of evaluation are used for placement:

- 1.) Stress rating (factor = points/time) with max. time
- 2.) Defense rating (points before time) with max. time

Overall ranking results from the average of all stage placements.

The stress rating should be used for stages where handling and accuracy are the priority. In this respect, it is primarily about these skills and less about perception, target identification and certainty of action in the context of self-defense and emergency aid.

A faster time combined with accuracy is rewarded in this case.

The maximum time for the stress assessment is based on dynamic and rapid implementation.

The defense rating should be used in stages where perception, target identification and safety of action are in the foreground in the context of self-defense and emergency aid. In this respect, it's more about these skills and less about the ability to shoot quickly.

The maximum time for defense scoring is based on a fundamentally slow and prudent approach in a self-defense situation.

Regardless of the number of stages, the total points that can be achieved and the total time, the organizer can combine stages for the ranking or evaluate them individually and incorporate them into the overall ranking.

The overall ranking is determined from the average of the individual rankings.

2. Firearms:

2.1.

Semi-automatic rifle with standard caliber, gun belt, minimum magazine capacity of 20 cartridges and minimum trigger weight of 1.5 kg.

2.2.

Pistol of usual caliber with a minimum magazine capacity of 10 cartridges and a minimum trigger weight of 2 kg.

2.3.

12-gauge shotgun with gun belt and a minimum trigger weight of 1kg.
(single barrel, double barrel (side- by side or over and under), lever action, pump-action and semi-automatic shotgun)

2.4.

Pump- Action rifle with common caliber, gun belt, and a minimum magazine capacity of 20 cartridges and a minimum trigger weight of 1.5 kg.

3. Ammunition:

3.1.

Only metal cartridges with nitro powder and commercially available bullets with the ballistic performance corresponding to the caliber are allowed be used, or slugs for shotguns.

3.2.

Factory ammunition or hand-loaded cartridges according to the CIP standard are permitted, reduced loads are prohibited.

4. Shooting distance:

4.1.

From 1m and further, or according to the respective shooting range use rules.

4.2.

The maximum shooting distance is to be announced in the announcement of the organizer.

5. Number of shots:

5.1.

Depending on the event.

5.2.

Standardized disciplines according to IVS see point 10 of these sporting regulations.

6. Shooting positions:

6.1.

Standing, kneeling, sitting, prone, freely, after short step sequence to and from the target, as well as in frontal movement to the target and in sideways movement.

7. Targets:

7.1.

Only armed personalized targets and symbols standardized by the ISB may be used as target media at the competitions.

7.2.

It is forbidden to shoot at self-made personified targets representing well-known persons from public life, as well as unarmed personified targets where the use of firearms would not be justified in any case in reality.

8. Equipment:

8.1.

According to ISchO 3.2.10. every shooter und every person present on the shooting range has to wear ear and eye protection.

8.2.

A holster for the handgun must have the characteristics of a commercial utility weapon holster and be suitable for concealed carry. Low-fitting (thigh holsters) holsters are permitted for service weapon carriers, as well as designated persons with proof of carrying. Specially designed holster types with quick draw function for purely sport shooting are not permitted. Furthermore, shoulder and crossdraw holsters may not be used for safety reasons. The trigger of the handgun must be completely covered when holstered and the pistol must be secured against independent release (loss) from the holster by a corresponding draw resistance and/or safety device. If a holster is equipped with a safety, it must be ensured that the index or trigger finger cannot be bent to operate this safety.

9. Safety regulations:

9.1.

The trigger finger is constantly stretched, except for when it is necessary to fire the gun.

9.2.

Never aim at people and things you are not allowed to shoot at.

9.3.

In any weapon manipulation, the muzzle always points in a safe direction.

9.4.

Before firing, pay attention to what is behind your target.

9.5.

Hands away from alcohol and other substances of intoxication when handling firearms.

10. Disciplines:

10.1.

The following disciplines are competition criteria determined and standardized by the ISB. These may not be changed by the respective organizer, if it is in the context of an event of the ISB.

10.2.

IVS-Discipline-Pistol-1

Start position: pistol loaded, locked and holstered, hands hanging freely.

Target medium: 2x T12 ISB - Target Oval A 230x170mm A4 according to ISchO 12.12.

or

2x T13 ISB - Target Oval A 230x170mm A4 according to ISchO 12.12. (vertical on target carrier, with 5-8cm sheet distance)

Shooting distance: 10 or 12m

(must be announced before the beginning of the event)

Firing position: two-handed firing, free standing

Ammunition: 2x 10 cartridges

Procedure: After the start signal:

- Draw the pistol from the holster,
- 10 shots at the upper oval,
- squat down (target reduction),
- magazine change and stand up again,
- 10 shots on the lower oval;

Rating: 10 points per hit in the target hit areas (max. 200 points),
10 penalty points per hit outside the target hit areas,
5 penalty points for sequence errors,
Hits before speed,
In the event of a tie, the better time will be decisive;

10.3.

IVS-Discipline-Pistol-2

Start position: pistol loaded, locked and holstered, hands hanging freely.

Target medium: 1x T9 ISB - Target Rectangle High 300x130mm A3 according to ISchO 12.9.

Shooting distance: 10 or 12m

(must be announced before the beginning of the event)

Firing position: Two- and one-handed firing, standing and kneeling free

Ammunition: 2x 10 cartridges

Procedure: After the start signal:

- Draw the pistol from the holster,
- 5 shots, standing, two-handed firing,
- 5 shots, kneeling, two-handed firing,
- Magazine change,
- 5 shots, standing, one-handed- strong hand,
- 5 shots, standing, one-handed- weak hand;

Rating: 10 points per hit in the target hit areas (max. 200 points),
10 penalty points per hit outside the target hit areas,
5 penalty points for sequence errors,
Hits before speed,
In the event of a tie, the better time will be decisive;

10.4.

IVS-Discipline-Pistol-3

For this competition, the stages are set up individually in each case.

Start position: according to station description

Target medium: according to station description

Shot distance: according to station description

Firing position: according to station description

Ammunition: according to station description

Procedure: according to station description

Rating: according to points 1.17, 1.18, 1.19, 1.20, 1.21 and 1.22 of these sport regulations.

Stress rating according to station description

Defense rating according to station description

Points can vary per target medium if noted in the station description.

Comment: This competition is an event which consists different stages. These stages can be divided into the following topics:

- Surprise situation - "static"
- Surprise situation - "dynamic" (course)
- Standard drills
- Shooting after previous physical exercise
- Shooting in low light conditions
- Perception scenario without sharp shot
- Vehicle situations
- Target scenario with practice weapons (FX/Soft Air)
- Force on force scenarios with training weapons

10.5.

IVS-Discipline-Semiautomatic Rifle

Start position: weapon loaded, locked, standby position muzzle low

Target medium: 2x T12 ISB - Target Oval A 230x170mm A4 according to ISchO 12.12.

or

2x T13 ISB - Target Oval A 230x170mm A4 according to ISchO 12.12. (vertical on target carrier, with 5-8cm sheet distance)

Shot distance: 12 or 15m

(must be announced before the beginning of the event)

Firing position: free standing and kneeling

Ammunition: 2x 20 cartridges

Procedure: After the start signal:

- 1 shot each at both ovals, standing,
- 2 shots each on both ovals, standing,
- 3 shots each on both ovals, standing,
- 4 shots each at both ovals, standing,
- squatting, magazine change,
- 1 shot each at both ovals, kneeling,
- 2 shots each at both ovals, kneeling,
- 3 shots each at both ovals, kneeling,
- 4 shots each on both ovals, kneeling;

(The targets must always be shot at one after the other!)

Rating: 10 points per hit in the target hit areas (max. 400 points),
10 penalty points per hit outside the target hit areas,
5 penalty points for sequence errors,
Hits before speed,
In the event of a tie, the better time will be decisive;

10.6.

IVS-Discipline-one-barrel-shotgun

Start position: weapon loaded, locked, standby position muzzle low

Target medium: 2x T12 ISB - Target Oval A 230x170mm A4 according to ISchO 12.12.

or

2x T13 ISB - Target Oval A 230x170mm A4 according to ISchO 12.12. (vertical on target carrier, with 5-8cm sheet distance)

Shot distance: 12 or 15m

(must be announced before the beginning of the event)

Firing position: standing and kneeling free

Ammunition: 6 cartridges with slug.

Procedure: After the start signal:

- 1 shot, standing, reload,
- 1 shot, standing, reload,
- 1 shot, standing, squat, reload,
- 1 shot, kneeling, reload,
- 1 shot, kneeling, reload,
- 1 shot, kneeling;

Rating: 10 points per hit in the target hit areas (max. 60 points),
10 penalty points per hit outside the target hit areas,
5 penalty points for sequence errors,
Hits before speed,
In the event of a tie, the better time will be decisive;

10.7.

IVS-Discipline- Double barrel shotgun

Start position: weapon loaded, locked, standby position muzzle low

Target medium: 2x T12 ISB - Target Oval A 230x170mm A4 according to ISchO 12.12.

or

2x T13 ISB - Target Oval A 230x170mm A4 according to ISchO 12.12. (vertical on target carrier, with 5-8cm sheet distance)

Shot distance: 12 or 15m

(must be announced before the beginning of the event)

Firing position: standing and kneeling free

Ammunition: 6 cartridges with slug.

Procedure: After the start signal:

- 2 shots, standing, crouching, reload,
- 2 rounds, kneeling, reload,
- 2 shots, standing;

Rating: 10 points per hit in the target hit areas (max. 60 points),
10 penalty points per hit outside the target hit areas,
5 penalty points for sequence errors,
Hits before speed,
In the event of a tie, the better time will be decisive;

10.8.

IVS-Discipline-Pump Action Shotgun

Start position: weapon loaded, locked, standby position muzzle low

Target medium: 2x T12 ISB - Target Oval A 230x170mm A4 according to ISchO 12.12.

or

2x T13 ISB - Target Oval A 230x170mm A4 according to ISchO 12.12. (vertical on target carrier, with 5-8cm sheet distance)

Shot distance: 12 or 15m

(must be announced before the beginning of the event)

Firing position: standing and kneeling free

Ammunition: 8 cartridges with slug.

Procedure: After the start signal:

- 4 shots, standing, crouching, reloading,
- 4 shots, kneeling;

Rating: 10 points per hit in the target hit areas (max. 80 points),
10 penalty points per hit outside the target hit areas,
5 penalty points for sequence errors,
Hits before speed,
In the event of a tie, the better time will be decisive;

10.9.

IVS-Discipline-Semiautomatic Shotgun

Start position: weapon loaded, locked, standby position muzzle low

Target medium: 2x T12 ISB - Target Oval A 230x170mm A4 according to ISchO 12.12.

or

2x T13 ISB - Target Oval A 230x170mm A4 according to ISchO 12.12. (vertical on target carrier, with 5-8cm sheet distance)

Shot distance: 12 or 15m

(must be announced before the beginning of the event)

Firing position: standing and kneeling free

Ammunition: 8 cartridges with slug.

Procedure: After the start signal:

- 4 shots, standing, crouching, reloading,
- 4 shots, kneeling;

Rating: 10 points per hit in the target hit areas (max. 80 points),
10 penalty points per hit outside the target hit areas,
5 penalty points for sequence errors,
Hits before speed,
In the event of a tie, the better time will be decisive;

10.10.

IVS-Discipline-Combination-Semiautomatic Rifle and Pistol

Start position: handgun loaded, locked and holstered,
rifle loaded, locked, standby position muzzle low

Target medium: 2x T12 ISB - Target Oval A 230x170mm A4 according to
ISchO 12.12.

or

2x T13 ISB - Target Oval A 230x170mm A4 according to ISchO
12.12. (vertical on target carrier, with 5-8cm sheet distance)

and

1x T9 ISB - Target Rectangle High 300x130mm A3 according
to ISchO 12.9.

Shot distance: 10 or 12m

(must be announced before the beginning of the event)

Firing position: standing and kneeling free

Ammunition: rifle: 2x 10 cartridges, handgun: 2x 10 cartridges

Procedure: After the starting signal:

- 10 shots at T12/T13, standing, change of weapons,
- 10 shots at T9, standing, magazine change,
- 10 shots at T9, standing,
- Holster short gun, squat,
- Magazine change on rifle,
- 10 rounds on T12/T13, kneeling;

Rating: 10 points per hit in the target hit areas (max. 400 points),
10 penalty points per hit outside the target hit areas,
5 penalty points for sequence errors,
Hits before speed,
In the event of a tie, the better time will be decisive;


11. Targets:

11.1.

The following are the target media required to perform in accordance with items 10.2. through 10.10. of these Sporting Regulations.

11.2.

T12 ISB - Target Oval A 230x170mm A4 according to ISchO 12.12.

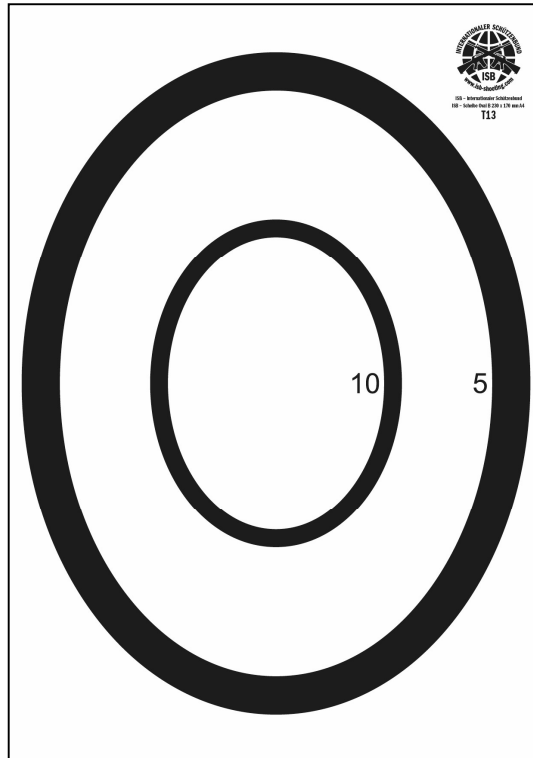


(Figure 1: **T13 ISB - Target Oval A 230x170mm A4** according to ISchO 12.12.)

11.3.

T13 ISB - Target Oval B 230x170mm A4 according to ISchO 12.13.


In the IVS disciplines, the 5-point target area of the T13 target is also scored with 10 points.



(Figure 2: **T13 ISB - Target Oval B 230x170mm A4** according to ISchO 12.13.)

11.4.

T9 ISB - Target Rectangle High 300x130mm A3 according to ISchO 12.9.



(Figure 3:

T9 ISB - Target Rectangle High 300x130mm A3 according to ISchO 12.9.)